

Icon II Seido Suite

4.5/3 litre Dual Flush Toilet Suite with
Seido Smartflush Vitreous China
Wall Faced Box Rim Pan and
Icon II Smartflush Cistern for
Inwall, Under Counter, Induct or Inceiling applications



Seido Icon II

4.5/3 litre Dual Flush Toilet Suite with Seido Smartflush Vitreous China Wall Faced Box Rim Pan and Icon II Smartflush Cistern for Inwall, Under Counter, Induct or Inceiling applications



For complete versatility the **Seido Icon II** toilet suite offers four main installation methods;

Inwall: When access to the cistern is only available in the bathroom.

Induct: When the cistern can be accessed outside the bathroom via a service duct or adjoining room.

Inceiling: When the cistern can be accessed outside the bathroom via the ceiling space.

Undercounter: Great for renovation applications in existing bathrooms, this installation option makes achieving a concealed cistern look easy. Designed for installation below a counter top or vanity with a minimum internal height of 850mm, this option lets you build out from the wall without having to modify your bathrooms existing wall structure.

The option you choose depends on your type of home and the location of the bathroom within your home.

The 4.5/3L matched performance suite with Smartflush system provides the latest water saving technology in sanitaryware. Designed to perform, it's also designed to impress with sleek lines, smooth curves and smart styling, along with concealed plumbing fittings which allow for varying setouts.

Pan: **Seido** back inlet pan.

Traps: Universal trap for S or P-trap installations.

Cisterns: **Icon II Smartflush Cistern** - suitable for inwall, under counter, induct and inceiling applications. For push button and access plate options (supplied separately) refer to technical manual.

Seats: Includes **Seido Soft Close** seat.

Fixing: Features rough in and fit out kits

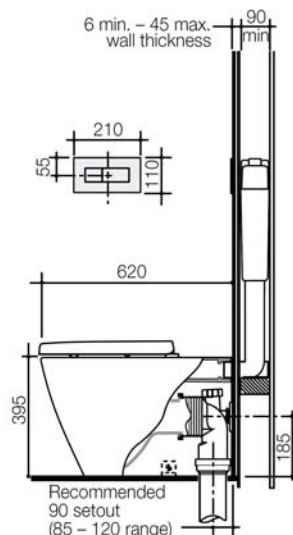
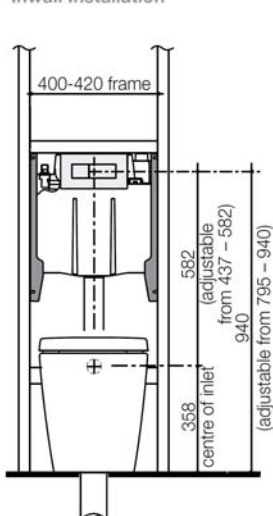
Colours: White only.

Installation: The installation of the toilet suite shall be in accordance with the normal minimum drainline grade requirements in AS/NZS 3500.2.

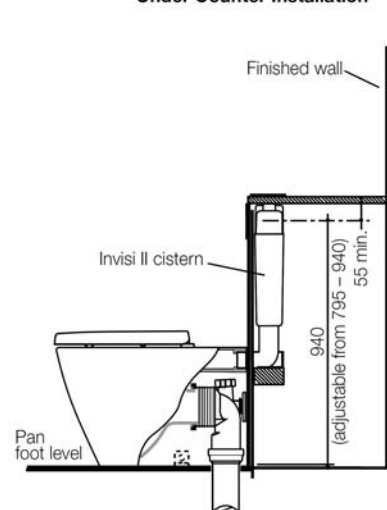
Dimensions: All dimensions are in millimetres and are subject to normal manufacturing variations. Caroma pursues a policy of continuing improvement in design and performance of its products. The right is therefore reserved to vary specifications without notice.

Seido Icon Series II Wall Faced Suite

Inwall Installation



Under Counter Installation



All measurements are a guide only. Please refer to product set-out specified on packaging